

School Data Position Statement

Early Years Foundation Stage Profile

School Name:	Race Leys Infant School								
DfE Number:	2614								

Consortium Number:	2	Ofsted Grade ¹ :	Good	Ofsted Date ¹ :	19/03/2014				
--------------------	---	-----------------------------	------	----------------------------	------------	--	--	--	--

EYFSP: Percentage of pupils awarded expected or exceeding grade

	School			Warwickshire			National		
	2015	2016	2017	2015	2016	2017	2015	2016	2017 ³
Total Eligible Pupils	68	70	58	6307	6627	6590	654848	669052	-
Good Level of Development (GLD) ²	57%	64%	67%	67%	71%	73%	66%	69%	71%

Prime Learning Goals	Communication and Language	66%	77%	79%	79%	82%	82%	80%	82%	82%
	Listening and attention	71%	83%	86%	85%	86%	86%	86%	86%	86%
	Understanding	76%	79%	86%	84%	86%	86%	85%	86%	86%
	Speaking	74%	79%	84%	83%	86%	86%	84%	85%	85%
	Physical Development	74%	79%	84%	86%	87%	87%	87%	88%	87%
	Moving and handling	76%	79%	86%	89%	89%	89%	90%	90%	90%
	Health and self-care	87%	87%	93%	90%	92%	92%	91%	92%	91%
	Personal, Social and Emotional Development	66%	77%	81%	83%	85%	86%	84%	85%	85%
	Self-confidence and self-awareness	74%	83%	88%	87%	89%	90%	89%	89%	89%
	Managing feelings and behaviour	74%	80%	86%	87%	88%	89%	87%	88%	88%
	Making relationships	74%	81%	88%	88%	90%	91%	89%	90%	87%

Specific Learning Goals	Literacy	57%	64%	72%	71%	74%	75%	70%	72%	73%
	Reading	68%	76%	78%	78%	80%	79%	76%	77%	77%
	Writing	57%	64%	72%	72%	74%	75%	71%	73%	73%
	Mathematics	65%	69%	78%	76%	79%	79%	76%	77%	78%
	Numbers	66%	73%	79%	78%	80%	81%	77%	79%	79%
	Shape, space and measures	71%	70%	79%	81%	83%	83%	81%	82%	82%
	Understanding the World	75%	79%	86%	81%	84%	84%	82%	83%	84%
	People and communities	76%	79%	90%	84%	86%	87%	85%	86%	86%
	The world	79%	79%	86%	84%	86%	86%	85%	86%	86%
	Technology	91%	84%	95%	90%	93%	93%	92%	92%	93%
	Expressive Arts and Design	66%	80%	88%	83%	87%	87%	85%	86%	87%
	Exploring media and materials	71%	81%	90%	86%	89%	89%	88%	89%	89%
	Being imaginative	68%	86%	91%	85%	89%	89%	87%	88%	88%

Average Total Assessment Score	31.6	32.4	32.5	34.2	34.4	34.3	34.3	34.5	34.5
--------------------------------	------	------	------	------	------	------	------	------	------

All 2017 data is **PROVISIONAL** and may be subject to change

Source: EYFSP – From schools during the statutory June/July collections

1 Ofsted Inspection Grade and Date are the latest ones known to the Local Authority as at 31st July 2017

2 GLD – Awarded expected or exceeding grade in all Prime Learning Goals and Literacy & Maths Specific Learning Goals

3 Published 2017 national data available at the end of October 2017, provisional figures provided are based on those supplied by Local Authorities in July

School Name:	Race Leys Infant School
DfE Number:	2614

Phonics: Year 1 - % of pupils Working at (Wa) or Working towards (Wt) required level

	School			Warwickshire			National		
	2015	2016	2017	2015	2016	2017	2015	2016	2017 ²
Year 1 - Total Eligible Pupils	43	69	69	6204	6292	6628	637872	652250	-
Year 1 - Working at (Wa) ³	77%	86%	86%	77%	82%	82%	77%	81%	81%
Year 1 - Working towards (Wt) ³	23%	14%	14%	21%	17%	16%	21%	18%	17%

Key Stage 1: Percentage of pupils achieving

		School		Warwickshire		National ²	
		2016	2017	2016	2017	2016	2017
	Total Eligible Pupils	44	68	6195	6333	636079	648145
Less than the Expected Standard	Reading	25%	21%	24%	22%	26%	24%
	Writing	50%	37%	33%	30%	34%	32%
	Maths	36%	29%	26%	23%	27%	25%
	Science	7%	10%	16%	15%	18%	17%
	Reading, Writing and Maths	20%	19%	18%	17%	19%	18%
	Reading, Writing, Maths and Science	7%	9%	13%	12%	14%	13%
Expected Standard and above	Reading	75%	79%	76%	77%	74%	76%
	Writing	50%	63%	67%	70%	65%	68%
	Maths	64%	71%	74%	76%	73%	75%
	Science	93%	90%	84%	84%	82%	83%
	Reading, Writing and Maths	50%	59%	62%	66%	60%	64%
	Reading, Writing, Maths and Science	50%	59%	62%	65%	60%	63%
Working at Greater Depth	Reading	39%	22%	28%	28%	24%	25%
	Writing	25%	15%	16%	17%	13%	16%
	Maths	30%	18%	21%	24%	18%	20%
	Reading, Writing and Maths	25%	10%	12%	13%	9%	11%

All 2017 data is **PROVISIONAL** and may be subject to change

Source: Phonics and KS1 data – From schools during the statutory June/July collections

1 Ofsted Inspection Grade and Date are the latest ones known to the Local Authority as at 31st July 2017

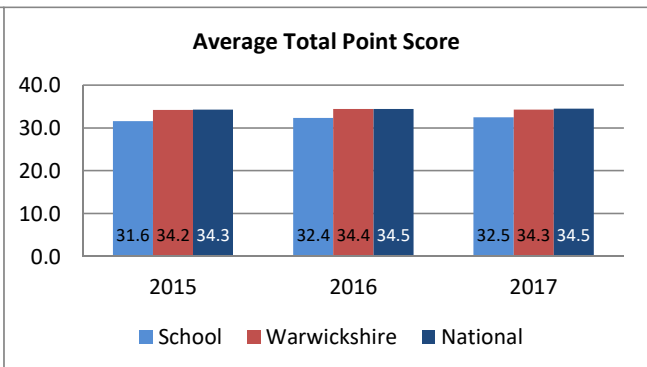
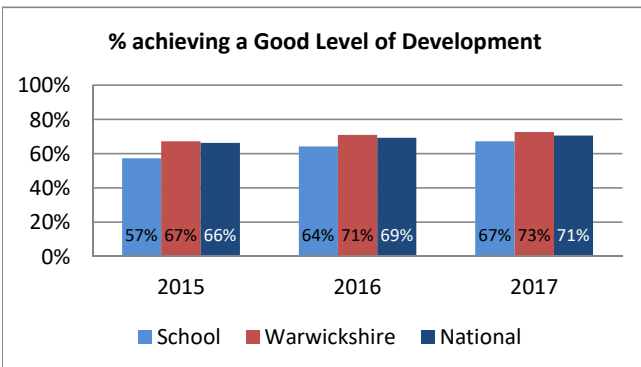
2 Published 2017 national data available at the end of September 2017, provisional figures provided are based on those supplied by Local Authorities in July

3 Phonics: Wt is working towards required standard; Wa is working at or above required standard. Pass mark for all 3 years is 32

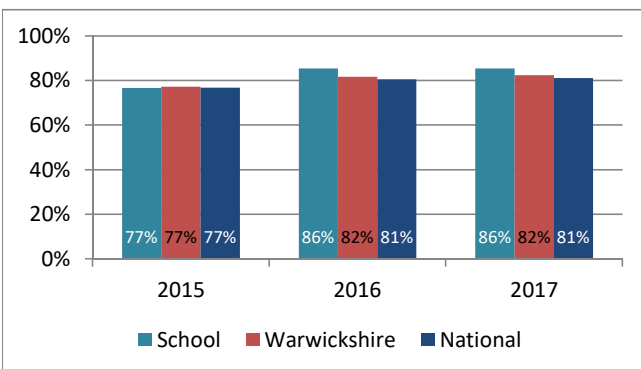
School Name: **Race Leys Infant School**

DfE Number: **2614**

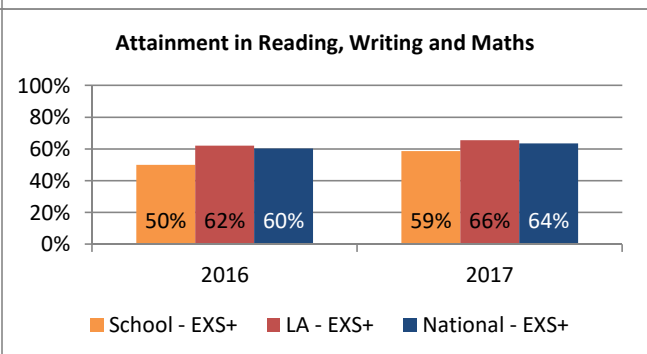
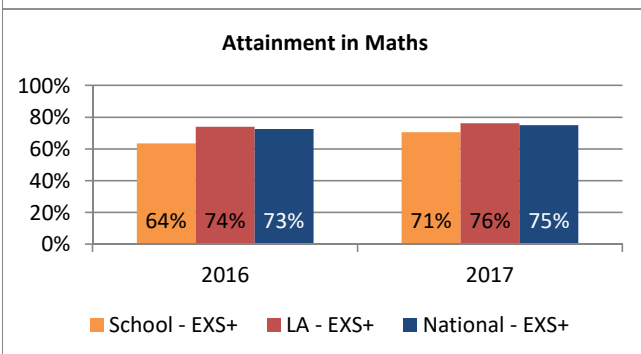
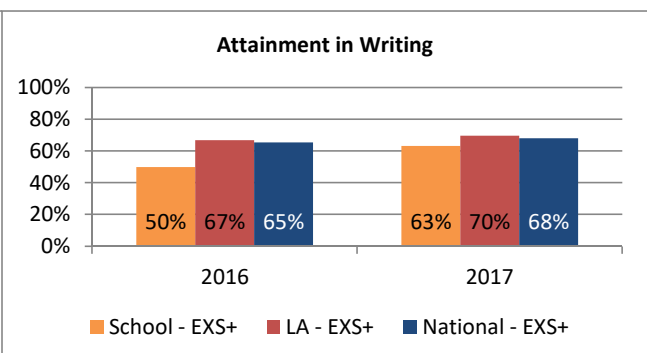
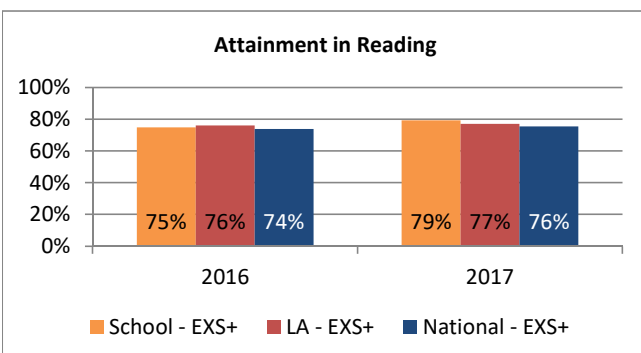
Early Years Foundation Stage Profile



Phonics: Year 1 - % of pupils Working At required level



Key Stage 1: % of pupils achieving



Source: EYFSP, Phonics and KS1 data – From schools during the statutory June/July collections